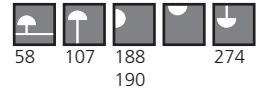


Logico soffitto
Logico soffitto mini
Logico soffitto micro
Logico soffitto nano

design
 Michele De Lucchi
 Gerhard Reichert
 2001, 2002, 2003, 2006



Awards
 Design Innovationen
 Design Zentrum Nordrhein Westfalen
 Reddot Design Award
 2002 – Essen (Deutschland)

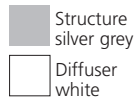
Materiali: struttura in metallo verniciato; diffusore in vetro soffiato con finitura seta lucida.

Specificità: la forma modulare si presta alla componibilità e alla realizzazione di combinazioni personalizzate, fornite come progetto speciale.

Light emission



Colours



Materials

Painted metal structure, blown glass diffuser with polished-silk finish.

Specification

Its modular shape lends itself to the creation and realisation of customized compositions, supplied as special project.

Matériaux

Structure en métal verni ; diffuseur en verre soufflé, finition soie brillante.

Spécificité

Sa forme modulaire permet de personnaliser les compositions, comme produit spécial à définir pour tout projet.

Materialien

Rahmen aus lackiertem Metall; Schirm aus geblasenem Glas in seidig glänzendem Finish.

Spezifikation

Die Leuchtenmodule erlauben eine individuell gestaltete Anordnungen, die als Sonderleuchten erhältlich sind.

Materiales

estructura de metal pintado; difusor de cristal soplado con acabado de seda brillante.

Especificaciones

Su forma modular, se presta para realizar combinaciones personalizadas, suministrado como proyecto especial.





Logico soffitto



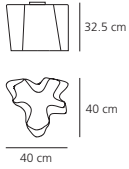
Logico soffitto mini 4x90°



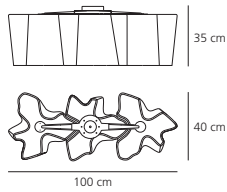
Logico soffitto 3x120°



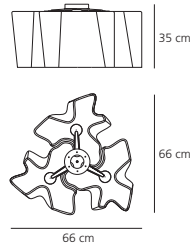
Logico soffitto 3 in linea



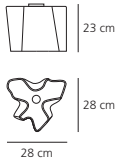
Logico soffitto
 HALO max 1x105W (E 27) – ES
 or
 FLUO 1x23W (E 27) – TC-TSE
 IP20 □ F PG



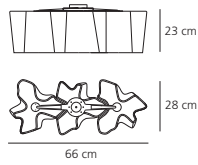
Logico soffitto 3 in linea
 HALO max 3x105W (E 27) – ES
 or
 FLUO 3x23W (E 27) – TC-TSE
 IP20 ⊕ F PG



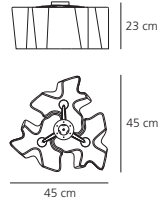
Logico soffitto 3x120°
 HALO max 3x105W (E 27) – ES
 or
 FLUO 3x23W (E 27) – TC-TSE
 IP20 ⊕ F PG



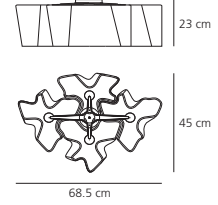
Logico soffitto mini
 HALO max 1x70W (E 27) – ES
 IP20 □ F PG



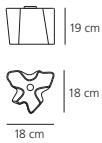
Logico soffitto mini 3 in linea
 HALO max 3x70W (E 27) – ES
 IP20 ⊕ F PG



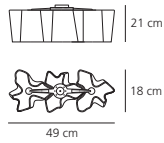
Logico soffitto mini 3x120°
 HALO max 3x70W (E 27) – ES
 IP20 ⊕ F PG



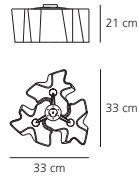
Logico soffitto mini 4x90°
 HALO max 4x70W (E 27) – ES
 IP20 ⊕ F PG



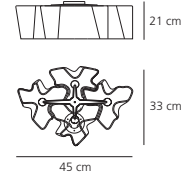
Logico soffitto micro
 INC max 1x60W (E 14) – D 45
 IP20 □ F PG



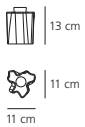
Logico soffitto micro 3 in linea
 INC max 3x60W (E 14) – D 45
 IP20 ⊕ F PG



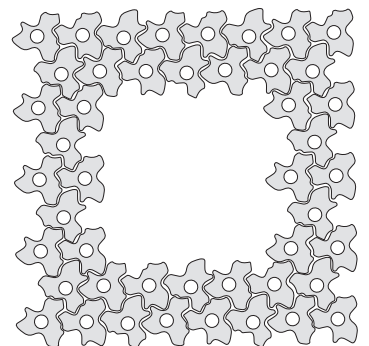
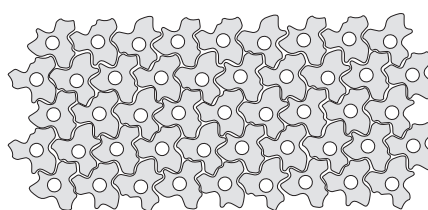
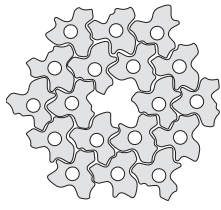
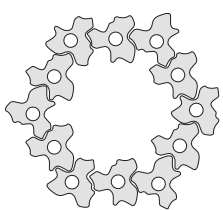
Logico soffitto micro 3x120°
 INC max 3x60W (E 14) – D 45
 IP20 ⊕ F PG



Logico soffitto micro 4x90°
 INC max 4x60W (E 14) – D 45
 IP20 ⊕ F PG



Logico soffitto nano
 INC max 1x60W (E 14) – D 45
 IP20 ⊕ F PG



Only for special projects – which feasibility must be approved by Artemide technical design department – it's possible to create different combinations by joining the elements Logico soffitto.

