

Date

Name

Client

Project Name

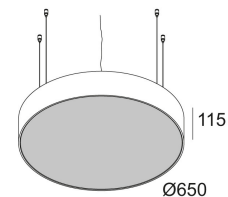
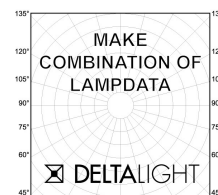
Quote#

Type/Quantity

SUPERNOVALINE 6583 DOWN-UP

274 96 06 83

[Web-Link](#)



Erhältliche Farben: SCHWARZ (274 96 06 83 B)
WEISS (274 96 06 83 W)

INCL.PC SBL
INCL.LED CLUSTERS 60W DOWN + 15W UP / CRI>80 / 3000K / 9800lm
INCL.LED POWER SUPPLY
CABLING 2 CIRCUITS
INCL.4 x CABLE SUSPENSION SINGLE AUTO. 3.0m
INCL.1 x CABLE 5 x 0.75mm²

LED Technik: Lichtquelle: 10170 lm // 75 W // 136 lm/W
Leuchte: 7628 lm // 86 W // 88 lm/W

220-240V / 0|50-60Hz

Klasse: I

Gewicht: 9 KG
Schutzpegel: IP20
Mindestabstand: nicht zutreffend

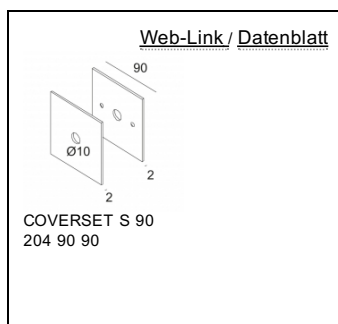
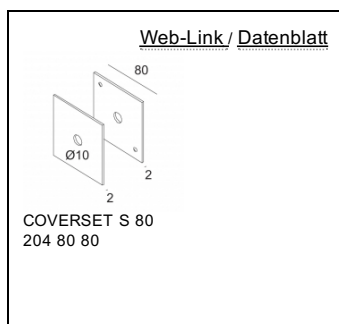
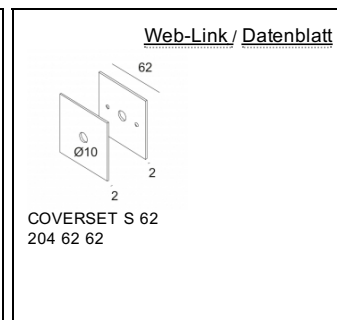
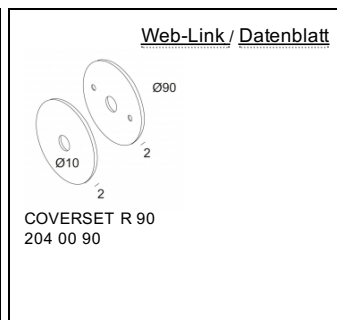
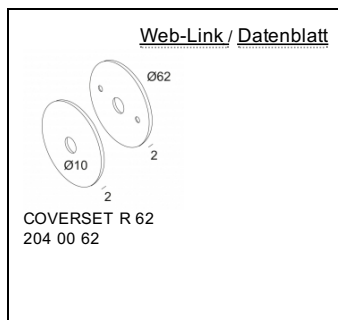
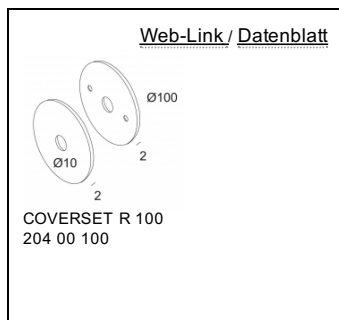
Optionen: CABLE BASE R / S
COVERSET R 62-90-100 / S 62-80-90

Detaillierte Installationsanweisungen finden Sie in der Bedienungsanleitung nach: [274_96_06_83_HAND.pdf](#)

SUPERNOVALINE 6583 DOWN-UP
274 96 06 83

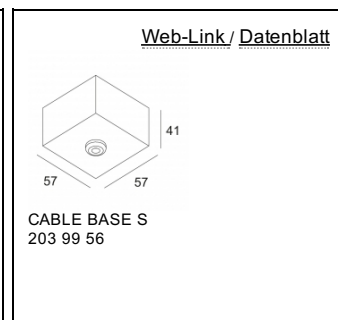
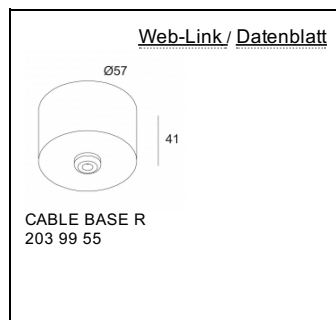
Zugehörige Referenzen

COVERSET



Zugehörige Referenzen

AUFHÄNGUNG ZUBEHÖR



SUPERNOVA LINE 6583 DOWN-UP
274 96 06 83

Projektbild

