

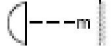



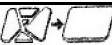


ZUIVER^o

SPOT LIGHT DICE-1 DTW
5500638
5500639
5500640

Symbol	Explanation of the symbols which can appear on the fixture
	This item is only suitable for indoor use, exclusive bathroom (except if a higher IP degree permits that the item can be used in the bathroom).
	Legislation requires that all electrical and electronic equipment must be collected for reuse and recycling. Electrical and electronic equipment marked with this symbol indicating separate collection of such equipment must be returned to a municipal waste collection point.
	Please respect the minimum distance from the bulb to inflammable objects.
	Class I: The item has an earth connection. The earth wire (green-yellow) needs to be connected to the earth connection (marked with this symbol).
	Class II: The item is double insulated and must not be connected to the earth wire.
	Class III: The item is only suitable for lower voltage supply and must not be connected to the earth wire.
	If the protection glass is damaged or broken, it needs to be replaced immediately.

Technical details	
power requirement	220-240V / ~50Hz
type and max wattage light source	GU10 ES111 LED Max.12W
number of lightsources	1x GU10 ES111 LED

